

Date: \_\_\_\_\_








## Advancement Campout

Scout in Charge: \_\_\_\_\_

At the Advancement Campout, older Scouts gain proficiency by teaching [Tenderfoot](#), [Second Class](#), and [First Class](#) skills to newer Scouts. Scouts use the [Patrol Method](#), to plan their meals & duty rosters and demonstrate each skill individually. Scout's use their Handbook on the pages noted for each skill. For resources, see: <http://meritbadge.org/wiki/index.php/AC>.

### Troop Meeting - Advancement Campout Planning

Scout in Charge: \_\_\_\_\_




-  T1 *Present yourself to your leader, properly dressed, before going on an overnight camping trip. Show the camping gear you will use. Show the right way to pack and carry it. (pp. 224-30)*
-  T6b *Prepare a personal first aid kit to take with you on a hike. (pp. 289)*
-  T9 *Explain the importance of the buddy system as it relates to your personal safety on outings and in your neighborhood. Describe what a bully is and how you should respond to one. (p. 57)*
-  FC4a *Help plan a patrol menu for one campout that includes at least one breakfast, one lunch, and one dinner and that requires cooking at least two meals. Tell how the menu includes the foods from the food pyramid and meets nutritional needs. (pp. 257-80)*
-  FC4b *Using the menu planned in requirement 4a, make a list showing the cost and food amounts needed to feed three or more boys and secure the ingredients. (p. 260)*
-  FC4c *Tell which pans, utensils, and other gear will be needed to cook and serve these meals. (p. 260)*
-  FC4d *Explain the procedures to follow in the safe handling and storage of fresh meats, dairy products, eggs, vegetables, and other perishable food products. Tell how to properly dispose of camp garbage, cans, plastic containers, and other rubbish. (pp. 257-80)*

### Friday Evening


6:00 PM Set up camp and ax yard. Post Duty Roster. Eat before you arrive. Scout in Charge: \_\_\_\_\_

-  SC2b *On one of these campouts, select your patrol site and sleep in a tent that you pitched. (pp. 232-39)*

6:30 PM [Totin' Chip](#), fire building & fire building competition Scout in Charge: \_\_\_\_\_

-  SC2c *On one campout, demonstrate proper care, sharpening, and use of the knife, saw, and ax, and describe when they should be used. (pp. 77-85)*
-  SC2d *Use the tools listed in requirement 2c to prepare tinder, kindling, and fuel for a cooking fire. (pp. 248-55)*
-  SC2e *Discuss when it is appropriate to use a cooking fire and a lightweight stove. Discuss the safety procedures for using both.*



8:00 PM Campfire and cracker barrel. Scout in Charge: \_\_\_\_\_

-  T3 *On the campout, assist in preparing and cooking one of your patrol's meals. Tell why it is important for each patrol member to share in meal preparation and cleanup, and explain the importance of eating together. (pp. 265-81)*




10:00 PM Taps

### Saturday Morning




7:15 AM [Flags](#) Scout in Charge: \_\_\_\_\_





-  T6 *Demonstrate how to display, raise, lower, and fold the American flag. (pp. 42-44)*
-  SC3 *Participate in a flag ceremony for your school, religious institution, chartered organization, community, or troop activity. (p. 87)*

7:30 AM Breakfast (pp. 248-81) Scout in Charge: \_\_\_\_\_








-  SC2f *Demonstrate how to light a fire and a lightweight stove.*
-  SC2g *On one campout, plan and cook over an open fire one hot breakfast or lunch for yourself, selecting foods from the food pyramid. Explain the importance of good nutrition. Tell how to transport, store, and prepare the foods you selected.*
-  FC4e *On one campout, serve as your patrol's cook. Supervise your assistant(s) in using a stove or building a cooking fire. Prepare the breakfast, lunch, and dinner planned in requirement 4a. Lead your patrol in saying grace at the meals and supervise cleanup.*

8:30 AM First Aid Scout in Charge: \_\_\_\_\_




-  T12a *Demonstrate how to care for someone who is choking. (pp. 296-7)*
-  T12b *Simple cuts and scrapes, . Show first aid for the following: Minor (thermal/heat) burns or scalds Blisters on the hand and foot, Bites and stings of insects and ticks, burns (superficial, or first degree), Frostbite and sunburn Nosebleed, Venomous snakebite. (pp. 304-24)*
-  SC6a *Show what to do for "hurry" cases of stopped breathing, serious bleeding, and internal poisoning. (pp. 293-302)*

-  SC6c Demonstrate first aid for the following: Object in the eye, . Demonstrate first aid for the following: Puncture wounds, from a splinter, nail, and fishhook, Bite of a suspected rabid animal, Shock, Heat exhaustion, Serious burns (second degree), Heatstroke, dehydration, hypothermia, and hyperventilation. (pp. 304-24)
-  FC8b Demonstrate bandages for a sprained ankle and for injuries on the head, the upper arm, and the collarbone. (pp. 309-17)
-  FC8c Show how to transport by yourself, and with one other person, a person: from a smoke-filled room with a sprained ankle, for at least 25 yards. (pp. 326-7)
-  FC8d Tell the five most common signs of a heart attack. Explain the steps (procedures) in cardiopulmonary resuscitation CPR. (p. 298)

### **Saturday Nature Hike**

- 10:00 AM Introduction to: [Hiking](#) & [Orienteering](#) Scout in Charge: \_\_\_\_\_
-  T5 Explain the rules of safe hiking, both on the highway and cross-country, during the day and at night. Explain what to do if you are lost. (pp. 38-41)
  -  SC1a Demonstrate how a compass works and how to orient a map. Explain what map symbols mean. (pp. 67-72)
  -  FC1 Demonstrate how to find directions during the day and at night without using a compass. (pp. 114-117)
- 10:30 AM Hike: 2 ½ miles out with your lunch in a day pack Scout in Charge: \_\_\_\_\_
-  SC1b Using a compass and a map together, take a 5-mile hike (or 10 miles by bike) approved by your adult leader and your parent or guardian. (pp. 72-74)
- 11:00 PM [Nature](#): Plant & animal identification and [Leave No Trace](#) Scout in Charge: \_\_\_\_\_
-  T11 Identify local poisonous plants; tell how to treat for exposure to them. (p. 59)
  -  SC5 Identify or show evidence of at least ten kinds of wild animals (birds, mammals, reptiles, fish, mollusks) found in your community. (pp. 89-92)
  -  FC6 Identify or show evidence of at least ten kinds of native plants found in your community. (pp. 131-136)
- 12:00 AM Lunch: Eat the picnic lunch you have packed in.
- 12:30 PM Hike back to camp - continuing to find evidence of wild animals & native plants


### **Saturday Afternoon**

- 1:30 PM [Knots](#) & Knot Tying Competition Scout in Charge: \_\_\_\_\_
-  Tenderfoot 4a Demonstrate how to whip and fuse the ends of a rope. (p. 34) [Scout #6](#). [Square knot](#). (p. 8)
  - 4b Demonstrate you know how to tie the following knots and tell what their uses are: [two half hitches](#) and the [taut-line hitch](#). (pp. 36-7)
  -  First Class 8a Demonstrate tying the [bowline](#) knot and describe several ways it can be used. (pp. 148-9)
- 3:00 PM [Pioneering](#) Scout in Charge: \_\_\_\_\_
-  FC7a Discuss when you should and should not use lashings. (p. 137)
  - 7b Demonstrate tying the [timber hitch](#) and [clove hitch](#) and their use in [square](#), [shear](#), and [diagonal lashings](#) by joining two or more poles or staves together. (pp. 138-143)
  - 7c Use lashing to make a useful camp gadget. (pp. 144-5)
- 4:30 PM Games, fishing, or other fun activities Scout in Charge: \_\_\_\_\_

### **Saturday Evening**

- 6:00 PM Flags & Dinner Scout in Charge: \_\_\_\_\_
- 7:00 PM Review, Games, or other fun activities Scout in Charge: \_\_\_\_\_
- 8:00 PM Campfire, **Scout Skits**, etc. Scout in Charge: \_\_\_\_\_
- 10:00 PM Taps

### **Sunday Morning**

- 7:30 AM Breakfast (simple) & Pack up
- 8:30 AM [Scout's Own Worship Service](#) (Interfaith, share best moments) Scout in Charge: \_\_\_\_\_
- 8:45 AM Service Project: Police area, prepare firewood, etc. Scout in Charge: \_\_\_\_\_
-  SC4 Participate in an approved (minimum of one hour) service project. (p. 80)
- 10:00 AM Depart